

OFFICIAL NCAA BASKETBALL BOX SCORE
Johnson Central Golden Eagles vs Elizabethtown Panthers

03/17/2000 21:00
Final Box Score

Arena Boys' Sweet16, Rupp Arena
City,State Lexington,KY

No.	Johnson Central Golden Eagles	Total FG		3-point		FT	FTA	Rebounds			F	TP	A	TO	BLK	STL	MIN
		FG	FGA	FG	FGA			Off	Def	Tot							
0	Dock Johnson	1	1	0	0	0	0	0	1	1	0	2	0	0	0	0	1:07
4	Dustin Ellis	2	3	2	2	0	0	0	0	0	2	6	1	1	0	0	12:51
5	Marc Shepherd	0	0	0	0	0	0	0	0	0	0	0	0	0	0	0	1:07
10	* Tommy McKenzie	9	19	2	5	0	0	3	3	6	5	20	2	1	0	4	28:45
11	Kyle Jennings	1	1	1	1	0	0	0	1	1	0	3	0	0	0	0	1:07
12	Brett Butcher	0	0	0	0	0	0	0	1	1	0	0	0	1	0	0	10:05
20	* Jimmy Burchett	3	7	1	4	2	2	1	1	2	2	9	0	4	1	0	17:13
21	Adam McKenzie	0	0	0	0	0	0	0	0	0	0	0	0	0	0	0	1:07
24	Adam O'Bryan	0	1	0	1	0	0	0	0	0	1	0	0	2	0	0	5:01
25	* Heath Castle	0	5	0	3	0	0	1	0	1	0	0	3	1	0	0	24:43
32	Chad Carroll	0	0	0	0	0	0	0	0	0	0	0	0	0	0	0	0:49
33	* Marvin Fannin	1	1	0	0	0	0	1	1	2	2	2	2	2	0	0	15:19
40	* Mitchell Coleman	6	12	2	7	1	4	1	2	3	3	15	1	2	1	3	19:30
43	Clinton Hackney	5	10	1	1	0	1	3	3	6	4	11	0	1	0	1	20:25
55	Justin Woods	0	0	0	0	0	0	0	0	0	0	0	0	0	0	0	0:51
		0	0	0	0	0	0	0	0	0	0	0	0	0	0	0	DNP
	Team (Included in Totals)							1	2	3				0			
	Totals	28	60	9	24	3	7	11	15	26	19	68	9	15	2	8	160
Total FG%: 1st half 12 - 33 (36.4%) 2nd half 16 - 27 (59.3%) Game 28 - 60 (46.7%)												Deadball					
3Pt FG%: 1st half 4 - 11 (36.4%) 2nd half 5 - 13 (38.5%) Game 9 - 24 (37.5%)												rebounds					
FT%: 1st half 2 - 2 (100%) 2nd half 1 - 5 (20.0%) Game 3 - 7 (42.9%)												3					

No.	Elizabethtown Panthers	Total FG		3-point		FT	FTA	Rebounds			F	TP	A	TO	BLK	STL	MIN
		FG	FGA	FG	FGA			Off	Def	Tot							
4	Kyle Foster	0	0	0	0	0	0	0	0	0	1	0	1	0	0	0	2:52
5	Chris Robinson	0	1	0	1	0	0	0	0	0	0	0	0	0	0	0	1:25
10	Brett Atcher	0	0	0	0	0	0	0	0	0	0	0	0	0	0	0	DNP
11	Mike Howard	0	0	0	0	0	0	0	0	0	0	0	0	0	0	0	DNP
20	Jashawn Curry	0	0	0	0	0	0	0	0	0	0	0	0	0	0	0	DNP
21	* Jason Johnston	2	3	0	1	5	7	0	1	1	2	9	5	2	0	3	29:08
23	* Chris Williams	8	12	2	3	2	4	3	2	5	0	20	1	2	1	1	30:54
25	* Josh Pedigo	2	5	1	3	4	4	0	3	3	2	9	1	5	0	0	21:34
33	* Antwain Barbour	10	20	0	1	0	0	2	0	2	2	20	1	0	1	1	27:38
34	Mark Richardson	1	3	0	2	0	0	0	2	2	0	2	0	1	0	0	9:25
42	Blake Bramblett	0	1	0	0	2	4	2	1	3	2	2	0	2	0	0	10:59
50	Dwight Rudd	1	1	0	0	0	0	0	0	0	0	2	0	0	0	0	1:07
52	* Nathan Sexton	8	9	0	0	1	3	5	9	14	2	17	1	3	1	0	24:58
	Team (Included in Totals)							0	4	4				0			
	Totals	32	55	3	11	14	22	12	22	34	11	81	10	15	3	5	160
Total FG%: 1st half 14 - 27 (51.9%) 2nd half 18 - 28 (64.3%) Game 32 - 55 (58.2%)												Deadball					
3Pt FG%: 1st half 1 - 4 (25.0%) 2nd half 2 - 7 (28.6%) Game 3 - 11 (27.3%)												rebounds					
FT%: 1st half 12 - 18 (66.7%) 2nd half 2 - 4 (50.0%) Game 14 - 22 (63.6%)												4					

Technical Fouls: None

Attendance: 15,165

Officials: Rob Allen, Jerry Hilpp, Victor Montgomery

Score by Period	1st H	2nd H	OT	OT	Final	Record	Overall	Conf
Elizabethtown Panthers	41	40	0	0	81	Panthers	28-5	
Johnson Central Golden Eagles	30	38	0	0	68	Golden Eagles	26-7	

Panthers		Golden Eagles		Panthers		Golden Eagles		Panthers		Golden Eagles	
Points off Turnovers	19	11	Second Effort Points	17	19	Bench Points	6	22			
Points in the Paint	40	28	3 Point Points	9	27	Free Throw Points	14	3			
Largest Lead	59	38	(21 pts)	Lead Changes	0	Number of Ties	0				

University of Kentucky Basketball - Play by Play Report - Period 1 (pg 1)
Elizabethtown Panthers vs. Johnson Central Golden Eagles
 Date: 03/17/2000 Time: 21:00 Site: Boys' Sweet16, Rupp Arena-Lexington,KY Attendance:

##	Name	Action	Action	Score	Clock	Diff	##	Name	Action	Action
21	J Johnston	Start Game					10	T McKenzie	Start Game	
23	C Williams	Start Game					20	J Burchett	Start Game	
25	J Pedigo	Start Game					25	H Castle	Start Game	
33	A Barbour	Start Game					33	M Fannin	Start Game	
52	N Sexton	Start Game					40	M Coleman	Start Game	
52	N Sexton	Jump Ball Win			1	7:58	20	J Burchett	Jump Ball Loss	
33	A Barbour	FG Attempt			1	7:53	40	M Coleman	Def Rebound	
					1	7:47	25	H Castle	FG Attempt	25 H Castle Off Reb
25	J Pedigo	Def Rebound	33 A Barbour Off Reb		1	7:40	40	M Coleman	3Pt Attempt	
23	C Williams	FG Attempt	23 C Williams Off Reb		1	7:27				
33	A Barbour	Putback Att			1	7:24				
					1	7:22	40	M Coleman	Personal Foul	
23	C Williams	FT Attempt	Panthers Deadball Reb		1	7:22				
23	C Williams	FT Made		1-0	1	7:22 +1				
	Panthers	Def Rebound			1	6:58	10	T McKenzie	FG Attempt	
21	J Johnston	Turn Over	(Bad Pass)		1	6:42				
					1	6:39	10	T McKenzie	Steal	
21	J Johnston	Def Rebound			1	6:35	20	J Burchett	FG Attempt	
33	A Barbour	Layup Made	21 J Johnston Assist	3-0	1	6:28 +3				
					1	6:16	25	H Castle	FG Attempt	20 J Burchett Off Reb
					1	6:15 +1	20	J Burchett	Putback Made	
52	N Sexton	FG Made		3-2	1	6:04 +3				
23	C Williams	Def Rebound		5-2	1	5:46	25	H Castle	3Pt Attempt	
33	A Barbour	Dunk Made	23 C Williams Assist	7-2	1	5:36 +5				
					1	5:20 +3	20	J Burchett	FG Made	
23	C Williams	FG Attempt	52 N Sexton Off Reb	7-4	1	5:02				
52	N Sexton	Putback Made		9-4	1	4:59 +5				
	Panthers	Def Rebound	(Dead Ball Reb)		1	4:50	25	H Castle	3Pt Attempt	
					1	4:50	33	M Fannin	Personal Foul	
					1	4:50	12	B Butcher	Enter Game	for 20 J Burchett
33	A Barbour	FG Made		11-4	1	4:43 +7				
					1	4:18	10	T McKenzie	FG Attempt	10 T McKenzie Off Reb
					1	4:16 +5	10	T McKenzie	Putback Made	
21	J Johnston	FG Made		13-6	1	3:59 +7				
					1	3:47 +5	40	M Coleman	FG Made	
33	A Barbour	FG Attempt		13-8	1	3:40	10	T McKenzie	Def Rebound	
33	A Barbour	Personal Foul			1	3:32				
25	J Pedigo	Turn Over			1	3:12	12	B Butcher	Turn Over	(Bad Pass)
					1	2:56				
					1	2:55	10	T McKenzie	Steal	
52	N Sexton	Def Rebound			1	2:50	10	T McKenzie	FG Attempt	
23	C Williams	Layup Made	33 A Barbour Assist	15-8	1	2:43 +7				
25	J Pedigo	Def Rebound			1	2:19	40	M Coleman	3Pt Attempt	
					1	2:15	40	M Coleman	Personal Foul	
					1	2:15	43	C Hackney	Enter Game	for 40 M Coleman
20	J Curry	Enter Game	for 33 A Barbour		1	2:15				
33	A Barbour	Enter Game	for 20 J Curry		1	2:15				
					1	2:15	20	J Burchett	Enter Game	for 33 M Fannin
42	B Bramblett	Enter Game	for 52 N Sexton		1	2:15				
23	C Williams	3Pt Made		18-8	1	1:58 +10				
23	C Williams	Def Rebound			1	1:35	10	T McKenzie	FG Attempt	
25	J Pedigo	FT Made		19-8	1	1:23 +11	43	C Hackney	Personal Foul	
25	J Pedigo	FT Made		20-8	1	1:23 +12				
34	M Richardson	Enter Game	for 25 J Pedigo		1	1:23				
					1	1:02	10	T McKenzie	FG Attempt	10 T McKenzie Off Reb
					1	1:00 +10	10	T McKenzie	Putback Made	
34	M Richardson	FG Made		22-10	1	0:47 +12				
					1	0:32 +9	20	J Burchett	3Pt Made	
					1	0:18	43	C Hackney	Personal Foul	
5	C Robinson	Enter Game	for 23 C Williams		1	0:18				
					1	0:18	4	D Ellis	Enter Game	for 25 H Castle
21	J Johnston	FT Made		23-13	1	0:18 +10				
21	J Johnston	FT Made		24-13	1	0:18 +11				
4	K Foster	Enter Game	for 21 J Johnston		1	0:18				
					1	0:00 +8	4	D Ellis	3Pt Made	

University of Kentucky Basketball - Play by Play Report - Period 1 (pg 2)
Elizabethtown Panthers vs. Johnson Central Golden Eagles
 Date: 03/17/2000 Time: 21:00 Site: Boys' Sweet16, Rupp Arena-Lexington,KY Attendance:

##	Name	Action	Action	Score	Clock	Diff	##	Name	Action	Action
				End of Period Summary						
				Panthers 24 Golden Eagles 16						
				Largest Lead: Panthers 20 Golden Eagles 8 (12 pts)			Lead Changes: 0 Ties: 0			
				Lead in Period: Panthers 20 Golden Eagles 8 (12 pts)			Lead Changes: 0 Ties: 0 (this period)			
				2 for 0 oppo pts			1 for 0 oppo pts			
				3 for 3 pts			4 for 6 pts			
				9/14 for 64.3 %			7/19 for 36.8 %			
				5/6 for 83.3 %			0/0 for 0.00 %			
				Turnovers						
				2nd Chances						
				Field Goals						
				Free Throws						

University of Kentucky Basketball - Play by Play Report - Period 2 (pg 1)
Elizabethtown Panthers vs. Johnson Central Golden Eagles
 Date: 03/17/2000 Time: 21:00 Site: Boys' Sweet16, Rupp Arena-Lexington,KY Attendance:

##	Name	Action	Action	Score	Clock	Diff	##	Name	Action	Action
					2 8:00		4	D Ellis	Leave Game	
					2 8:00		10	T McKenzie	Leave Game	
					2 8:00		12	B Butcher	Leave Game	
					2 8:00		20	J Burchett	Leave Game	
					2 8:00		43	C Hackney	Leave Game	
4	K Foster	Leave Game			2 8:00					
5	C Robinson	Leave Game			2 8:00					
33	A Barbour	Leave Game			2 8:00					
34	M Richardson	Leave Game			2 8:00					
21	J Johnston	Enter Game	for 42 B Bramblett		2 8:00					
23	C Williams	Enter Game			2 8:00					
25	J Pedigo	Enter Game			2 8:00					
33	A Barbour	Enter Game			2 8:00					
52	N Sexton	Enter Game			2 8:00					
					2 8:00		12	B Butcher	Enter Game	
					2 8:00		10	T McKenzie	Enter Game	
					2 8:00		20	J Burchett	Enter Game	
					2 8:00		4	D Ellis	Enter Game	
					2 8:00		43	C Hackney	Enter Game	
					2 7:51		20	J Burchett	Turn Over	
23	C Williams	Steal			2 7:50					
					2 7:49		20	J Burchett	Personal Foul	
52	N Sexton	Turn Over	(Traveling)		2 7:47					
					2 7:40		43	C Hackney	Turn Over	(Traveling)
33	A Barbour	FG Attempt			2 7:29		20	J Burchett	Block	12 B Butcher Def Reb
					2 7:15		20	J Burchett	Turn Over	
21	J Johnston	Steal			2 7:14					
					2 7:14		10	T McKenzie	Personal Foul	
					2 7:14		33	M Fannin	Enter Game	for 20 J Burchett
21	J Johnston	FT Made		25-16	2 7:14	+9				
21	J Johnston	FT Attempt			2 7:14		43	C Hackney	Def Rebound	
23	C Williams	Block			2 6:55		4	D Ellis	FG Attempt	33 M Fannin Off Reb
					2 6:48	+6	43	C Hackney	3Pt Made	33 M Fannin Assist
25	J Pedigo	FG Made	21 J Johnston Assist	27-19	2 6:29	+8				
33	A Barbour	Block	52 N Sexton Def Reb		2 6:22		43	C Hackney	FG Attempt	
33	A Barbour	FG Attempt			2 6:12		10	T McKenzie	Def Rebound	
25	J Pedigo	Def Rebound			2 5:49		10	T McKenzie	FG Attempt	
					2 5:48		33	M Fannin	Personal Foul	
					2 5:48		24	A O'Bryan	Enter Game	for 12 B Butcher
34	M Richardson	Enter Game	for 33 A Barbour		2 5:48					
25	J Pedigo	FT Made		28-19	2 5:48	+9				
25	J Pedigo	FT Made		29-19	2 5:48	+10				
					2 5:40		43	C Hackney	FG Attempt	43 C Hackney Off Reb
					2 5:40	+8	43	C Hackney	Putback Made	
52	N Sexton	FG Made	21 J Johnston Assist	31-21	2 5:40	+10				
					2 5:08	+7	4	D Ellis	3Pt Made	10 T McKenzie Assist
34	M Richardson	3Pt Attempt	52 N Sexton Off Reb		2 4:58					
					2 4:58		4	D Ellis	Personal Foul	
42	B Bramblett	Enter Game	for 25 J Pedigo		2 4:58					
52	N Sexton	FT Attempt	Panthers Deadball Reb		2 4:58					
52	N Sexton	FT Made		32-24	2 4:58	+8				
					2 4:52		24	A O'Bryan	3Pt Attempt	10 T McKenzie Off Reb
					2 4:47	+6	10	T McKenzie	FG Made	
52	N Sexton	Personal Foul			2 4:40					
52	N Sexton	Turn Over			2 4:40					
34	M Richardson	Def Rebound			2 4:32		10	T McKenzie	3Pt Attempt	
52	N Sexton	FG Attempt			2 4:02		Golden Eagles	Def Rebound	(Dead Ball Reb)	
52	N Sexton	Personal Foul			2 4:02					
52	N Sexton	Def Rebound			2 3:50		43	C Hackney	FG Attempt	
34	M Richardson	Turn Over	(Traveling)		2 3:40					
33	A Barbour	Enter Game	for 52 N Sexton		2 3:40					
					2 3:29		33	M Fannin	Turn Over	(Traveling)
					2 3:29		20	J Burchett	Enter Game	for 33 M Fannin
33	A Barbour	FG Attempt	42 B Bramblett Off Reb		2 2:51					
42	B Bramblett	Putback Att	42 B Bramblett Off Reb		2 2:47					
42	B Bramblett	FT Made		33-26	2 2:46	+7	4	D Ellis	Personal Foul	

University of Kentucky Basketball - Play by Play Report - Period 2 (pg 2)
Elizabethtown Panthers vs. Johnson Central Golden Eagles
Date: 03/17/2000 Time: 21:00 Site: Boys' Sweet16, Rupp Arena-Lexington,KY Attendance:

##	Name	Action	Action	Score	Clock	Diff	##	Name	Action	Action
42	B Bramblett	FT Attempt			2 2:46		20	J Burchett	Def Rebound	
				33-28	2 2:29	+5	20	J Burchett	3Pt Attempt	43 C Hackney Off Reb
					2 2:27		43	C Hackney	Putback Made	
					2 2:08		10	T McKenzie	Personal Foul	for 10 T McKenzie
					2 2:08		25	H Castle	Enter Game	
42	B Bramblett	FT Attempt	Panthers Deadball Reb		2 2:08					
42	B Bramblett	FT Made		34-28	2 2:08	+6				
					2 2:08					
34	M Richardson	Def Rebound			2 1:49		43	C Hackney	FG Attempt	
23	C Williams	3Pt Attempt	33 A Barbour Off Reb		2 1:42					
33	A Barbour	Putback Made		36-28	2 1:39	+8				
					2 1:23		24	A O'Bryan	Turn Over	(Bad Pass)
					2 1:16					
23	C Williams	Turn Over			2 1:11	+7	20	J Burchett	FT Made	
42	B Bramblett	Personal Foul		36-29	2 1:11	+6	20	J Burchett	FT Made	
					2 1:00					
34	M Richardson	3Pt Attempt	23 C Williams Off Reb		2 0:58	+8				
23	C Williams	FG Made		38-30	2 0:49		24	A O'Bryan	Turn Over	
					2 0:48					
21	J Johnston	Steal			2 0:47		24	A O'Bryan	Personal Foul	
					2 0:47		33	M Fannin	Enter Game	for 24 A O'Bryan
21	J Johnston	FT Made		39-30	2 0:47	+9				
21	J Johnston	FT Attempt			2 0:47		43	C Hackney	Def Rebound	
					2 0:17		33	M Fannin	Turn Over	
21	J Johnston	Steal			2 0:16					
33	A Barbour	FG Made		41-30	2 0:08	+11				

OFFICIAL NCAA BASKETBALL BOX SCORE

Johnson Central Golden Eagles vs Elizabethtown Panthers

03/17/2000 21:00

1st Half Box Score

Arena Boys' Sweet16, Rupp Arena
City,State Lexington,KY

No.	Johnson Central Golden Eagles	Total FG		3-point		FT	FTA	Rebounds			F	TP	A	TO	BLK	STL	MIN
		FG	FGA	FG	FGA			Off	Def	Tot							
0	Dock Johnson	0	0	0	0	0	0	0	0	0	0	0	0	0	0	0	DNP
4	Dustin Ellis	2	3	2	2	0	0	0	0	0	2	6	0	0	0	0	8:18
5	Marc Shepherd	0	0	0	0	0	0	0	0	0	0	0	0	0	0	0	DNP
10	* Tommy McKenzie	3	10	0	1	0	0	3	2	5	2	6	1	0	0	2	13:52
11	Kyle Jennings	0	0	0	0	0	0	0	0	0	0	0	0	0	0	0	DNP
12	Brett Butcher	0	0	0	0	0	0	0	1	1	0	0	0	1	0	0	7:02
20	* Jimmy Burchett	3	5	1	2	2	2	1	1	2	1	9	0	2	1	0	9:40
21	Adam McKenzie	0	0	0	0	0	0	0	0	0	0	0	0	0	0	0	DNP
24	Adam O'Bryan	0	1	0	1	0	0	0	0	0	1	0	0	2	0	0	5:01
25	* Heath Castle	0	4	0	2	0	0	1	0	1	0	0	0	0	0	0	9:50
32	Chad Carroll	0	0	0	0	0	0	0	0	0	0	0	0	0	0	0	DNP
33	* Marvin Fannin	0	0	0	0	0	0	1	0	1	2	0	1	2	0	0	10:17
40	* Mitchell Coleman	1	3	0	2	0	0	0	1	1	2	2	0	0	0	0	5:45
43	Clinton Hackney	3	7	1	1	0	0	2	2	4	2	7	0	1	0	0	10:15
55	Justin Woods	0	0	0	0	0	0	0	0	0	0	0	0	0	0	0	DNP
		0	0	0	0	0	0	0	0	0	0	0	0	0	0	0	DNP
	Team (Included in Totals)							0	0	0							
	Totals	12	33	4	11	2	2	8	7	15	12	30	2	8	1	2	80

Total FG%: 1st half 12 - 33 (36.4%) 2nd half 0 - 0 (0.00%) Game 12 - 33 (36.4%)
 3Pt FG%: 1st half 4 - 11 (36.4%) 2nd half 0 - 0 (0.00%) Game 4 - 11 (36.4%)
 FT%: 1st half 2 - 2 (100%) 2nd half 0 - 0 (0.00%) Game 2 - 2 (100%)

Deadball
rebounds
1

No.	Elizabethtown Panthers	Total FG		3-point		FT	FTA	Rebounds			F	TP	A	TO	BLK	STL	MIN
		FG	FGA	FG	FGA			Off	Def	Tot							
4	Kyle Foster	0	0	0	0	0	0	0	0	0	0	0	0	0	0	0	0:18
5	Chris Robinson	0	0	0	0	0	0	0	0	0	0	0	0	0	0	0	0:18
10	Brett Atcher	0	0	0	0	0	0	0	0	0	0	0	0	0	0	0	DNP
11	Mike Howard	0	0	0	0	0	0	0	0	0	0	0	0	0	0	0	DNP
20	Jashawn Curry	0	0	0	0	0	0	0	0	0	0	0	0	0	0	0	DNP
21	* Jason Johnston	1	1	0	0	4	6	0	1	1	0	6	3	1	0	3	15:42
23	* Chris Williams	3	6	1	2	1	2	2	2	4	0	8	1	1	1	1	15:42
25	* Josh Pedigo	1	1	0	0	4	4	0	3	3	0	6	0	1	0	0	9:39
33	* Antwain Barbour	5	11	0	0	0	0	2	0	2	1	10	1	0	1	0	13:52
34	Mark Richardson	1	3	0	2	0	0	0	2	2	0	2	0	1	0	0	7:11
42	Blake Bramblett	0	1	0	0	2	4	2	0	2	1	2	0	0	0	0	7:13
50	Dwight Rudd	0	0	0	0	0	0	0	0	0	0	0	0	0	0	0	DNP
52	* Nathan Sexton	3	4	0	0	1	2	2	3	5	2	7	0	2	0	0	10:05
	Team (Included in Totals)							0	1	1							
	Totals	14	27	1	4	12	18	8	12	20	4	41	5	6	2	4	80

Total FG%: 1st half 14 - 27 (51.9%) 2nd half 0 - 0 (0.00%) Game 14 - 27 (51.9%)
 3Pt FG%: 1st half 1 - 4 (25.0%) 2nd half 0 - 0 (0.00%) Game 1 - 4 (25.0%)
 FT%: 1st half 12 - 18 (66.7%) 2nd half 0 - 0 (0.00%) Game 12 - 18 (66.7%)

Deadball
rebounds
4

Technical Fouls: None

Attendance: Unknown

Officials: Rob Allen, Jerry Hilpp, Victor Montgomery

Score by Period	1st H	2nd H	Final	Record	Overall Conf
Elizabethtown Panther:	41	0	41	Panthers	27-5
Johnson Central Golden Eagles	30	0	30	Golden Eagles	26-6

Panthers Golden Eagles
 Points off Turnovers 5 2
 Points in the Paint 16 12
 Largest Lead 20 8 (12 pts)

Panthers Golden Eagles
 Second Effort Points 9 15
 3 Point Points 3 12
 Lead Changes 0

Panthers Golden Eagles
 Bench Points 4 13
 Free Throw Points 12 2
 Number of Ties 0

University of Kentucky Basketball - Play by Play Report - Period 3 (pg 1)
Elizabethtown Panthers vs. Johnson Central Golden Eagles
Date: 03/17/2000 Time: 21:00 Site: Boys' Sweet16, Rupp Arena-Lexington, KY Attendance: 15,165

## Name	Action	Action	Score	Clock	Diff	## Name	Action	Action
				3 8:00		4 D Ellis	Leave Game	
				3 8:00		20 J Burchett	Leave Game	
				3 8:00		25 H Castle	Leave Game	
				3 8:00		33 M Fannin	Leave Game	
				3 8:00		10 T McKenzie	Enter Game	for 43 C Hackney
				3 8:00		20 J Burchett	Enter Game	
				3 8:00		25 H Castle	Enter Game	
				3 8:00		33 M Fannin	Enter Game	
				3 8:00		40 M Coleman	Enter Game	
21 J Johnston	Leave Game			3 8:00				
23 C Williams	Leave Game			3 8:00				
33 A Barbour	Leave Game			3 8:00				
34 M Richardson	Leave Game			3 8:00				
21 J Johnston	Enter Game	for 42 B Bramblett		3 8:00				
23 C Williams	Enter Game			3 8:00				
25 J Pedigo	Enter Game			3 8:00				
33 A Barbour	Enter Game			3 8:00				
52 N Sexton	Enter Game			3 8:00				
25 J Pedigo	3Pt Attempt	52 N Sexton Off Reb		3 7:50				
52 N Sexton	Putback Made		43-30	3 7:47	+13			
			43-33	3 7:31	+10	40 M Coleman	3Pt Made	33 M Fannin Assist
23 C Williams	FG Attempt	52 N Sexton Off Reb		3 7:27		40 M Coleman	Block	
52 N Sexton	Putback Made		45-33	3 7:23	+12			
				3 7:03		25 H Castle	Turn Over	
52 N Sexton	FG Made	21 J Johnston Assist	47-33	3 6:59	+14			
25 J Pedigo	Personal Foul			3 6:56				
				3 6:52		10 T McKenzie	Turn Over	
21 J Johnston	3Pt Attempt	23 C Williams Off Reb		3 6:22				
23 C Williams	Putback Made		49-33	3 6:18	+16			
52 N Sexton	Def Rebound			3 6:06		25 H Castle	3Pt Attempt	
25 J Pedigo	3Pt Attempt			3 5:42		33 M Fannin	Def Rebound	
52 N Sexton	Def Rebound			3 5:23		20 J Burchett	3Pt Attempt	
25 J Pedigo	3Pt Made	52 N Sexton Assist	52-33	3 5:08	+19			
			52-35	3 4:54	+17	10 T McKenzie	FG Made	
23 C Williams	3Pt Made		55-35	3 4:26	+20			
			55-38	3 4:16	+17	40 M Coleman	3Pt Made	10 T McKenzie Assist
				3 4:13				
				3 4:13		Golden Eagles	20 Sec Time Out	
25 J Pedigo	Turn Over			3 4:11				
				3 4:09		40 M Coleman	Steal	
21 J Johnston	Personal Foul			3 4:08				
Panthers	Def Rebound			3 4:06		10 T McKenzie	FG Attempt	
52 N Sexton	FG Made		57-38	3 3:59	+19			
				3 3:50		43 C Hackney	Enter Game	for 20 J Burchett
				3 3:43		40 M Coleman	Turn Over	(Bad Pass)
33 A Barbour	Layup Made		59-38	3 3:31	+21			
			59-40	3 3:24	+19	10 T McKenzie	FG Made	
23 C Williams	FG Made	21 J Johnston Assist	61-40	3 3:14	+21			
			61-42	3 3:04	+19	33 M Fannin	FG Made	25 H Castle Assist
Panthers	20 Sec Time Out			3 2:58				
				3 2:58		4 D Ellis	Enter Game	for 33 M Fannin
42 B Bramblett	Enter Game	for 25 J Pedigo		3 2:58				
42 B Bramblett	Turn Over			3 2:51				
				3 2:49		40 M Coleman	Steal	
			61-44	3 2:47	+17	40 M Coleman	Layup Made	
42 B Bramblett	Turn Over			3 2:08				
			61-46	3 2:07	+15	43 C Hackney	Steal	
			63-46	3 1:57	+17	10 T McKenzie	FG Made	
21 J Johnston	FG Made		64-46	3 1:57	+18	40 M Coleman	Personal Foul	
21 J Johnston	FT Made			3 1:57				
4 K Foster	Enter Game	for 21 J Johnston		3 1:57				
				3 1:57				
42 B Bramblett	Personal Foul			3 1:48				
42 B Bramblett	Def Rebound			3 1:33		10 T McKenzie	3Pt Attempt	
33 A Barbour	3Pt Attempt			3 1:25		10 T McKenzie	Def Rebound	
			64-48	3 1:18	+16	40 M Coleman	Layup Made	25 H Castle Assist

University of Kentucky Basketball - Play by Play Report - Period 3 (pg 2)

Elizabethtown Panthers vs. Johnson Central Golden Eagles

Date: 03/17/2000 Time: 21:00 Site: Boys' Sweet16, Rupp Arena-Lexington,KY Attendance: 15,165

##	Name	Action	Action	Score	Clock	Diff	##	Name	Action	Action
23	C Williams	Turn Over	(Bad Pass)		3 1:07					
34	M Richardson	Enter Game	for 33 A Barbour		3 1:07					
					3 0:56		40	M Coleman	3Pt Attempt	Golden Eagles Off Reb
					3 0:52		40	M Coleman	3Pt Attempt	43 C Hackney Off Reb
				64-50	3 0:51	+14	43	C Hackney	Putback Made	
4	K Foster	Personal Foul			3 0:51					
52	N Sexton	Def Rebound			3 0:51		43	C Hackney	FT Attempt	
					3 0:30		10	T McKenzie	Personal Foul	
21	J Johnston	Enter Game	for 4 K Foster		3 0:30					
23	C Williams	FG Made		66-50	3 0:03	+16				

End of Period Summary Panthers 66 Golden Eagles 50

Largest Lead: Panthers 59 Golden Eagles 38 (21 pts)

Lead in Period: Panthers 59 Golden Eagles 38 (21 pts)

4 for 6 oppo pts

3 for 6 pts

11/16 for 68.8 %

1/1 for 100 %

Turnovers

2nd Chances

Field Goals

Free Throws

Lead Changes: 0 Ties: 0

Lead Changes: 0 Ties: 0 (this period)

3 for 8 oppo pts

2 for 2 pts

9/15 for 60.0 %

0/1 for 0.00 %

University of Kentucky Basketball - Play by Play Report - Period 4 (pg 1)
Elizabethtown Panthers vs. Johnson Central Golden Eagles
Date: 03/17/2000 Time: 21:00 Site: Boys' Sweet16, Rupp Arena-Lexington,KY Attendance: 15,165

##	Name	Action	Action	Score	Clock	Diff	##	Name	Action	Action
21	J Johnston	Leave Game			4 8:00					
23	C Williams	Leave Game			4 8:00					
34	M Richardson	Leave Game			4 8:00					
42	B Bramblett	Leave Game			4 8:00					
25	J Pedigo	Enter Game	for 52 N Sexton		4 8:00					
33	A Barbour	Enter Game			4 8:00					
52	N Sexton	Enter Game			4 8:00					
21	J Johnston	Enter Game			4 8:00					
23	C Williams	Enter Game			4 8:00					
				66-53	4 7:45	+13	10	T McKenzie	3Pt Made	4 D Ellis Assist
21	J Johnston	Turn Over	(Bad Pass)		4 7:19					
					4 7:14		4	D Ellis	Turn Over	(Fumble)
33	A Barbour	FG Made		68-53	4 6:59	+15				
				68-56	4 6:43	+12	10	T McKenzie	3Pt Made	40 M Coleman Assist
25	J Pedigo	Turn Over			4 6:27					
					4 6:25		10	T McKenzie	Steal	
21	J Johnston	Personal Foul			4 6:25					
					4 6:25		20	J Burchett	Enter Game	for 4 D Ellis
					4 6:25		40	M Coleman	FT Attempt	Golden Eagles Deadball Reb
52	N Sexton	Def Rebound			4 6:25		40	M Coleman	FT Attempt	
52	N Sexton	Turn Over			4 6:18					
				68-58	4 6:16		10	T McKenzie	Steal	
					4 6:13	+10	10	T McKenzie	FG Made	
33	A Barbour	FG Attempt	52 N Sexton Off Reb		4 5:52					
52	N Sexton	Putback Made		70-58	4 5:52	+12				
					4 5:52		43	C Hackney	Personal Foul	
52	N Sexton	FT Attempt			4 5:52		43	C Hackney	Def Rebound	
25	J Pedigo	Personal Foul			4 5:39					
					4 5:34		20	J Burchett	3Pt Attempt	40 M Coleman Off Reb
				70-60	4 5:29	+10	40	M Coleman	FG Made	
25	J Pedigo	Turn Over	(5 Sec Violation)		4 5:24					
					4 5:16		40	M Coleman	Turn Over	
33	A Barbour	Steal			4 5:15					
23	C Williams	FG Made		72-60	4 5:13	+12				
	Panthers	Def Rebound			4 4:57		40	M Coleman	3Pt Attempt	
33	A Barbour	FG Attempt			4 4:49			Golden Eagles	Def Rebound	
52	N Sexton	Def Rebound			4 4:36		40	M Coleman	FG Attempt	
33	A Barbour	Dunk Made		74-60	4 4:22	+14				
					4 4:10		20	J Burchett	Offensive Foul	
					4 4:10		20	J Burchett	Turn Over	
Panthers	20 Sec Time Out				4 4:10					
					4 4:10		12	B Butcher	Enter Game	for 40 M Coleman
33	A Barbour	Dunk Made	25 J Pedigo Assist	76-60	4 4:06	+16				
					4 3:56		20	J Burchett	Turn Over	
25	J Pedigo	FG Attempt			4 3:40			Golden Eagles	Def Rebound	
				76-62	4 3:21	+14	43	C Hackney	FG Made	25 H Castle Assist
					4 3:02		40	M Coleman	Enter Game	for 20 J Burchett
					4 3:00					
33	A Barbour	Layup Made		78-62	4 2:43	+16				
52	N Sexton	Block	Panthers Def Reb		4 2:29		43	C Hackney	FG Attempt	
33	A Barbour	FG Attempt			4 2:08		40	M Coleman	Def Rebound	
52	N Sexton	Def Rebound			4 2:00		10	T McKenzie	3Pt Attempt	
					4 1:58		43	C Hackney	Personal Foul	
25	J Pedigo	Turn Over			4 1:41					
					4 1:40		40	M Coleman	Steal	
33	A Barbour	Personal Foul			4 1:40					
					4 1:40		32	C Carroll	Enter Game	for 43 C Hackney
					4 1:40		40	M Coleman	FT Attempt	Golden Eagles Deadball Reb
				78-63	4 1:40	+15	40	M Coleman	FT Made	
					4 1:37		10	T McKenzie	Personal Foul	
					4 1:07		10	T McKenzie	Personal Foul	
34	M Richardson	Enter Game	for 25 J Pedigo		4 1:07					
					4 1:07		10	T McKenzie	Leave Game	
					4 1:07		12	B Butcher	Leave Game	
					4 1:07		25	H Castle	Leave Game	

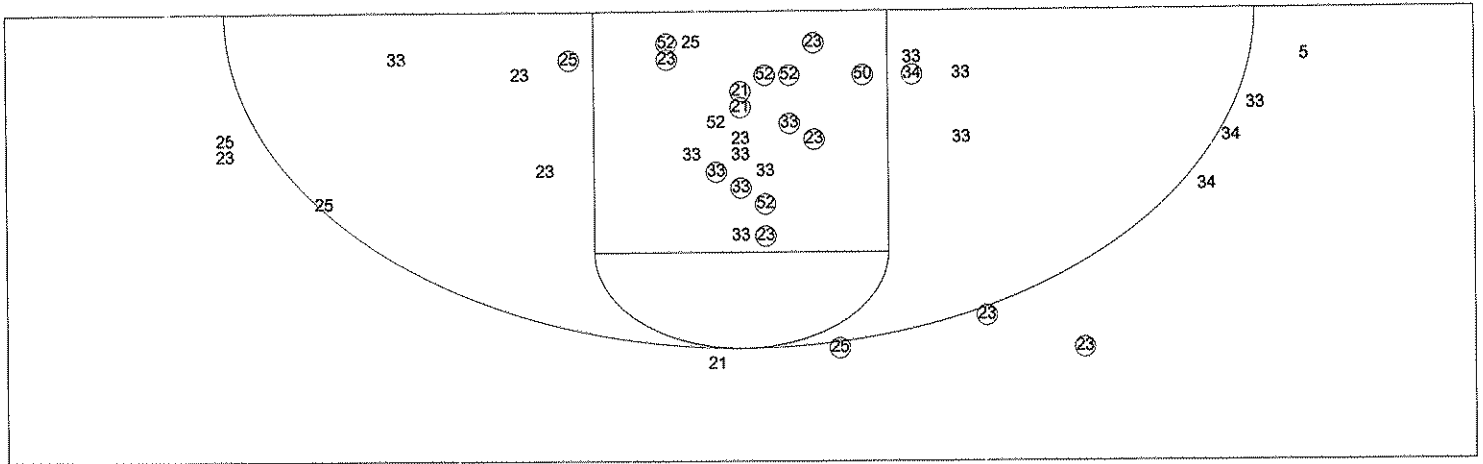
University of Kentucky Basketball - Play by Play Report - Period 4 (pg 2)

Elizabethtown Panthers vs. Johnson Central Golden Eagles

Date: 03/17/2000 Time: 21:00 Site: Boys' Sweet16, Rupp Arena-Lexington,KY Attendance: 15,165

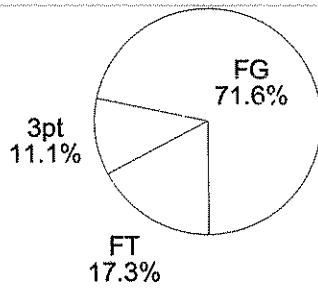
##	Name	Action	Action	Score	Clock	Diff	##	Name	Action	Action
					4 1:07		32	C Carroll	Leave Game	
					4 1:07		0	D Johnson	Enter Game	for 40 M Coleman
					4 1:07		5	M Shepherd	Enter Game	
					4 1:07		11	K Jennings	Enter Game	
					4 1:07		21	A McKenzie	Enter Game	
					4 1:07		55	J Woods	Enter Game	
21	J Johnston	Leave Game			4 1:07					
23	C Williams	Leave Game			4 1:07					
33	A Barbour	Leave Game			4 1:07					
34	M Richardson	Leave Game			4 1:07					
4	K Foster	Enter Game	for 52 N Sexton		4 1:07					
5	C Robinson	Enter Game			4 1:07					
23	C Williams	Enter Game			4 1:07					
50	D Rudd	Enter Game			4 1:07					
34	M Richardson	Enter Game			4 1:07					
23	C Williams	FT Made		79-63	4 1:07	+16				
23	C Williams	FT Attempt			4 1:07		11	K Jennings	Def Rebound	
				79-65	4 0:56	+14	0	D Johnson	FG Made	
	Panthers	20 Sec Time Out			4 0:48					
42	B Bramblett	Enter Game	for 23 C Williams		4 0:48					
5	C Robinscn	3Pt Attempt			4 0:30		0	D Johnson	Def Rebound	
				79-68	4 0:17	+11	11	K Jennings	3Pt Made	
					4 0:16		32	C Carroll	Enter Game	for 55 J Woods
50	D Rudd	FG Made	4 K Foster Assist	81-68	4 0:03	+13				

University of Kentucky Basketball - TEAM SHOT CHART for the Panthers
 Elizabethtown Panthers vs. Johnson Central Golden Eagles
 DATE: 03/17/2000 TIME: 21:00 SITE: Boys' Sweet16, Rupp Arena-Lexington, KY

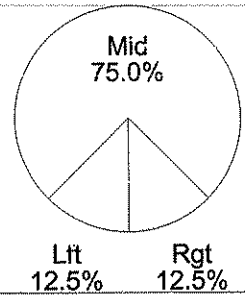


Shot Summary	M/A	%	PTS
3Pt FG	3/11	27.3%	9
2Pt FG	29/44	65.9%	58
Layups - L	3/3	100.0%	6
Layups - R	1/1	100.0%	2
Dunks	3/3	100.0%	6
Putbacks	6/8	75.0%	12
Overall Shooting	32/55	58.2%	67
Free Throws	14/22	63.6%	14
Total Points			81

Scoring Distribution




Scoring Locations

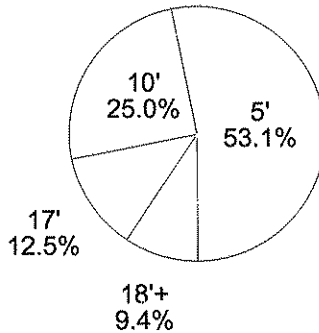


By Period	FG	FGA	FG%	3Pt	3PA	3P%	FT	FTA	FT%	PTS	ORB	DRB	TR	PF	AST	TO	BS	ST	P/S
1st Period	9	14	64.3	1	1	100	5	6	83.3	24	3	7	10	1	3	2	0	0	1.41
2nd Period	5	13	38.5	0	3	0.00	7	12	58.3	17	5	5	10	3	2	4	2	4	0.89
3rd Period	11	16	68.8	2	6	33.3	1	1	100	25	3	5	8	4	3	4	0	0	1.56
4th Period	7	12	58.3	0	1	0.00	1	3	33.3	15	1	5	6	3	2	5	1	1	1.15
Game	32	55	58.2	3	11	27.3	14	22	63.6	81	12	22	34	11	10	15	3	5	1.23

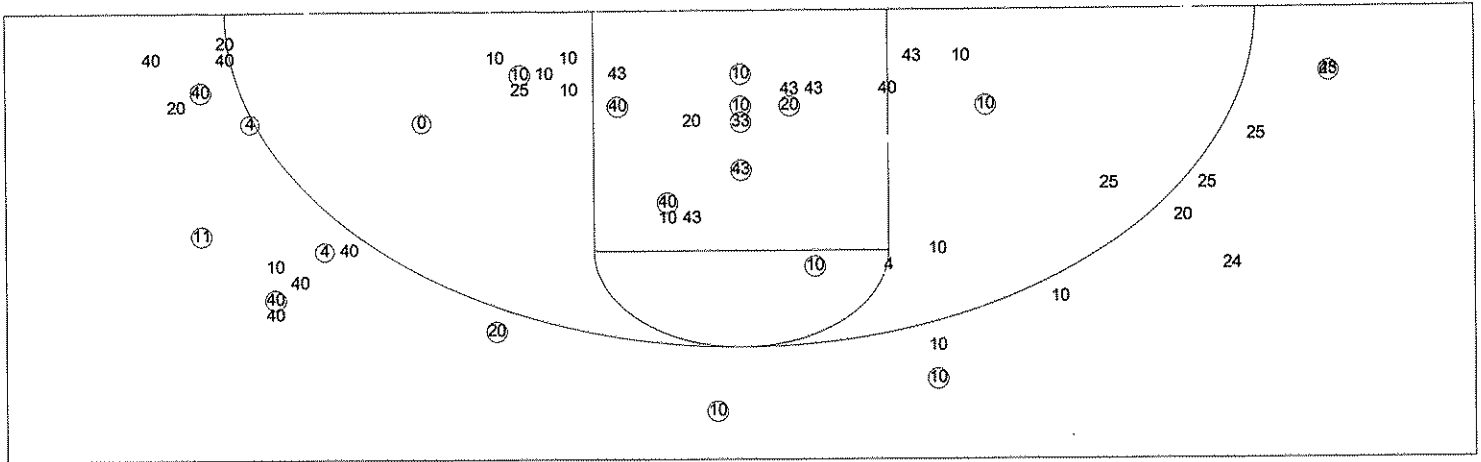
Scoring Breakdown



Scoring Range

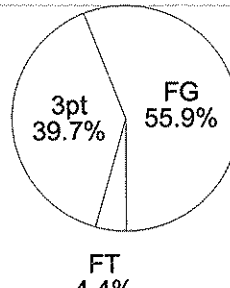


University of Kentucky Basketball - TEAM SHOT CHART for the Golden Eagles
 Elizabethtown Panthers vs. Johnson Central Golden Eagles
 DATE: 03/17/2000 TIME: 21:00 SITE: Boys' Sweet16, Rupp Arena-Lexington, KY

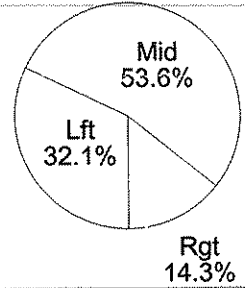


Shot Summary	M/A	%	PTS
3Pt FG	9/24	37.5%	27
2Pt FG	19/36	52.8%	38
Layups - L	1/1	100.0%	2
Layups - R	1/1	100.0%	2
Dunks	0/0	0.0%	0
Putbacks	6/5	100.0%	12
Overall Shooting	28/60	46.7%	65
Free Throws	3/7	42.9%	3
Total Points			68

Scoring Distribution




Scoring Locations

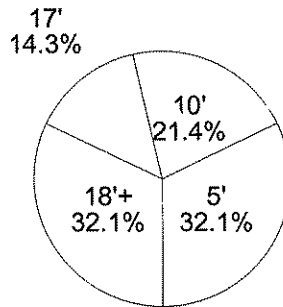


By Period	FG	FGA	FG%	3Pt	3PA	3P%	FT	FTA	FT%	PTS	ORB	DRB	TR	PF	AST	TO	BS	ST	P/S
1st Period	7	19	36.8	2	6	33.3	0	0	0.00	16	4	2	6	5	0	1	0	2	0.84
2nd Period	5	14	35.7	2	5	40.0	2	2	100	14	4	5	9	7	2	7	1	0	0.93
3rd Period	9	15	60.0	2	7	28.6	0	1	0.00	20	2	2	4	2	4	3	1	3	1.33
4th Period	7	12	58.3	3	6	50.0	1	4	25.0	18	1	6	7	5	3	4	0	3	1.29
Game	28	60	46.7	9	24	37.5	3	7	42.9	68	11	15	26	19	9	15	2	8	1.08

Scoring Breakdown



Scoring Range



OFFICIAL NCAA BASKETBALL BOX SCORE
Johnson Central Golden Eagles vs Elizabethtown Panthers

03/17/2000 21:00
1st Half Box Score

Arena Boys' Sweet16, Rupp Arena
City,State Lexington,KY

No.	Johnson Central Golden Eagles	Total FG		3-point		FT	FTA	Rebounds			F	TP	A	TO	BLK	STL	MIN
		FG	FGA	FG	FGA			Off	Def	Tot							
0	Dock Johnson	0	0	0	0	0	0	0	0	0	0	0	0	0	0	DNP	
4	Dustin Ellis	2	3	2	2	0	0	0	0	0	2	6	0	0	0	8:18	
5	Marc Shepherd	0	0	0	0	0	0	0	0	0	0	0	0	0	0	DNP	
10	* Tommy McKenzie	3	10	0	1	0	0	3	2	5	2	6	1	0	0	13:52	
11	Kyle Jennings	0	0	0	0	0	0	0	0	0	0	0	0	0	0	DNP	
12	Brett Butcher	0	0	0	0	0	0	0	1	1	0	0	0	1	0	7:02	
20	* Jimmy Burchett	3	5	1	2	2	2	1	1	2	1	9	0	2	1	9:40	
21	Adam McKenzie	0	0	0	0	0	0	0	0	0	0	0	0	0	0	DNP	
24	Adam O'Bryan	0	1	0	1	0	0	0	0	0	1	0	0	2	0	5:01	
25	* Heath Castle	0	4	0	2	0	0	1	0	1	0	0	0	0	0	9:50	
32	Chad Carroll	0	0	0	0	0	0	0	0	0	0	0	0	0	0	DNP	
33	* Marvin Fannin	0	0	0	0	0	0	1	0	1	2	0	1	2	0	10:17	
40	* Mitchell Coleman	1	3	0	2	0	0	0	1	1	2	2	0	0	0	5:45	
43	Clinton Hackney	3	7	1	1	0	0	2	2	4	2	7	0	1	0	10:15	
55	Justin Woods	0	0	0	0	0	0	0	0	0	0	0	0	0	0	DNP	
		0	0	0	0	0	0	0	0	0	0	0	0	0	0	DNP	
Team (Included in Totals)								0	0	0							
Totals		12	33	4	11	2	2	8	7	15	12	30	2	8	1	2	80

Total FG%: 1st half 12 - 33 (36.4%) 2nd half 0 - 0 (0.00%) Game 12 - 33 (36.4%)
 3Pt FG%: 1st half 4 - 11 (36.4%) 2nd half 0 - 0 (0.00%) Game 4 - 11 (36.4%)
 FT%: 1st half 2 - 2 (100%) 2nd half 0 - 0 (0.00%) Game 2 - 2 (100%)

Deadball
rebounds
1

No.	Elizabethtown Panthers	Total FG		3-point		FT	FTA	Rebounds			F	TP	A	TO	BLK	STL	MIN
		FG	FGA	FG	FGA			Off	Def	Tot							
4	Kyle Foster	0	0	0	0	0	0	0	0	0	0	0	0	0	0	0:18	
5	Chris Robinson	0	0	0	0	0	0	0	0	0	0	0	0	0	0	0:18	
10	Brett Atcher	0	0	0	0	0	0	0	0	0	0	0	0	0	0	DNP	
11	Mike Howard	0	0	0	0	0	0	0	0	0	0	0	0	0	0	DNP	
20	Jashawn Curry	0	0	0	0	0	0	0	0	0	0	0	0	0	0	DNP	
21	* Jason Johnston	1	1	0	0	4	6	0	1	1	0	6	3	1	0	15:42	
23	* Chris Williams	3	6	1	2	1	2	2	2	4	0	8	1	1	1	15:42	
25	* Josh Pedigo	1	1	0	0	4	4	0	3	3	0	6	0	1	0	9:39	
33	* Antwain Barbour	5	11	0	0	0	0	2	0	2	1	10	1	0	1	13:52	
34	Mark Richardson	1	3	0	2	0	0	0	2	2	0	2	0	1	0	7:11	
42	Blake Bramblett	0	1	0	0	2	4	2	0	2	1	2	0	0	0	7:13	
50	Dwight Rudd	0	0	0	0	0	0	0	0	0	0	0	0	0	0	DNP	
52	* Nathan Sexton	3	4	0	0	1	2	2	3	5	2	7	0	2	0	10:05	
Team (Included in Totals)								0	1	1							
Totals		14	27	1	4	12	18	8	12	20	4	41	5	6	2	4	80

Total FG%: 1st half 14 - 27 (51.9%) 2nd half 0 - 0 (0.00%) Game 14 - 27 (51.9%)
 3Pt FG%: 1st half 1 - 4 (25.0%) 2nd half 0 - 0 (0.00%) Game 1 - 4 (25.0%)
 FT%: 1st half 12 - 18 (66.7%) 2nd half 0 - 0 (0.00%) Game 12 - 18 (66.7%)

Deadball
rebounds
4

Technical Fouls: None
 Attendance: Unknown
 Officials: Rob Allen, Jerry Hilpp, Victor Montgomery

	1st H	2nd H	Final	Record	Overall	Conf
Elizabethtown Panther:	41	0	41	Panthers	27-5	
Johnson Central Golden Eagles	30	0	30	Golden Eagles	26-6	

	Panthers Golden Eagles		Panthers Golden Eagles		Panthers Golden Eagles			
Points off Turnovers	5	2	Second Effort Points	9	15	Bench Points	4	13
Points in the Paint	16	12	3 Point Points	3	12	Free Throw Points	12	2
Largest Lead	20	8 (12 pts)	Lead Changes	0		Number of Ties	0	

University of Kentucky Basketball - Play by Play Report - Period 1 (pg 1)
Elizabethtown Panthers vs. Johnson Central Golden Eagles
Date: 03/17/2000 Time: 21:00 Site: Boys' Sweet16, Rupp Arena-Lexington,KY Attendance:

##	Name	Action	Action	Score	Clock	Diff	##	Name	Action	Action
21	J Johnston	Start Game					10	T McKenzie	Start Game	
23	C Williams	Start Game					20	J Burchett	Start Game	
25	J Pedigo	Start Game					25	H Castle	Start Game	
33	A Barbour	Start Game					33	M Fannin	Start Game	
52	N Sexton	Start Game					40	M Coleman	Start Game	
52	N Sexton	Jump Ball Win			1	7:58	20	J Burchett	Jump Ball Loss	
33	A Barbour	FG Attempt			1	7:53	40	M Coleman	Def Rebound	
					1	7:47	25	H Castle	FG Attempt	25 H Castle Off Reb
25	J Pedigo	Def Rebound			1	7:40	40	M Coleman	3Pt Attempt	
23	C Williams	FG Attempt	33 A Barbour Off Reb		1	7:27				
33	A Barbour	Putback Att	23 C Williams Off Reb		1	7:24				
					1	7:22	40	M Coleman	Personal Foul	
23	C Williams	FT Attempt	Panthers Deadball Reb		1	7:22				
23	C Williams	FT Made		1-0	1	7:22	+1			
21	J Johnston	Def Rebound			1	6:58	10	T McKenzie	FG Attempt	
21	J Johnston	Turn Over	(Bad Pass)		1	6:42				
					1	6:39	10	T McKenzie	Steal	
21	J Johnston	Def Rebound			1	6:35	20	J Burchett	FG Attempt	
33	A Barbour	Layup Made	21 J Johnston Assist	3-0	1	6:28	+3			
					1	6:16	25	H Castle	FG Attempt	20 J Burchett Off Reb
					1	6:15	+1	20	J Burchett	Putback Made
52	N Sexton	FG Made		5-2	1	6:04	+3			
23	C Williams	Def Rebound			1	5:46		25	H Castle	3Pt Attempt
33	A Barbour	Dunk Made	23 C Williams Assist	7-2	1	5:36	+5			
					1	5:20	+3	20	J Burchett	FG Made
23	C Williams	FG Attempt	52 N Sexton Off Reb		1	5:02				
52	N Sexton	Putback Made		9-4	1	4:59	+5			
Panthers		Def Rebound	(Dead Ball Reb)		1	4:50		25	H Castle	3Pt Attempt
					1	4:50		33	M Fannin	Personal Foul
					1	4:50		12	B Butcher	Enter Game
					1	4:43	+7			for 20 J Burchett
33	A Barbour	FG Made		11-4	1	4:18		10	T McKenzie	FG Attempt
					1	4:16	+5	10	T McKenzie	Putback Made
21	J Johnston	FG Made		13-6	1	3:59	+7			10 T McKenzie Off Reb
					1	3:47	+5	40	M Coleman	FG Made
33	A Barbour	FG Attempt		13-8	1	3:40		10	T McKenzie	Def Rebound
33	A Barbour	Personal Foul			1	3:32				
25	J Pedigo	Turn Over			1	3:12		12	B Butcher	Turn Over
					1	2:56				(Bad Pass)
					1	2:55		10	T McKenzie	Steal
52	N Sexton	Def Rebound			1	2:50		10	T McKenzie	FG Attempt
23	C Williams	Layup Made	33 A Barbour Assist	15-8	1	2:43	+7			
25	J Pedigo	Def Rebound			1	2:19		40	M Coleman	3Pt Attempt
					1	2:15		40	M Coleman	Personal Foul
					1	2:15		43	C Hackney	Enter Game
					1	2:15				for 40 M Coleman
20	J Curry	Enter Game	for 33 A Barbour		1	2:15				
33	A Barbour	Enter Game	for 20 J Curry		1	2:15		20	J Burchett	Enter Game
					1	2:15				for 33 M Fannin
42	B Bramblett	Enter Game	for 52 N Sexton		1	2:15				
23	C Williams	3Pt Made		18-8	1	1:58	+10			
23	C Williams	Def Rebound			1	1:35		10	T McKenzie	FG Attempt
25	J Pedigo	FT Made		19-8	1	1:23	+11	43	C Hackney	Personal Foul
25	J Pedigo	FT Made		20-8	1	1:23	+12			
34	M Richardson	Enter Game	for 25 J Pedigo		1	1:23				
					1	1:02		10	T McKenzie	FG Attempt
					1	1:00	+10	10	T McKenzie	Putback Made
34	M Richardson	FG Made		22-10	1	0:47	+12			
					1	0:32	+9	20	J Burchett	3Pt Made
					1	0:18		43	C Hackney	Personal Foul
5	C Robinson	Enter Game	for 23 C Williams		1	0:18				
					1	0:18		4	D Ellis	Enter Game
					1	0:18	+10			for 25 H Castle
21	J Johnston	FT Made		23-13	1	0:18	+10			
21	J Johnston	FT Made		24-13	1	0:18	+11			
4	K Foster	Enter Game	for 21 J Johnston		1	0:18				
				24-16	1	0:00	+8	4	D Ellis	3Pt Made

University of Kentucky Basketball - Play by Play Report - Period 1 (pg 2)
 Elizabethtown Panthers vs. Johnson Central Golden Eagles
Date: 03/17/2000 Time: 21:00 Site: Boys' Sweet16, Rupp Arena-Lexington,KY Attendance:

##	Name	Action	Score	Clock	Diff	##	Name	Action	Action
			End of Period Summary						
			Panthers 24	Golden Eagles 16					
Largest Lead: Panthers 20 Golden Eagles 8 (12 pts)								Lead Changes: 0	Ties: 0
Lead in Period: Panthers 20 Golden Eagles 8 (12 pts)								Lead Changes: 0	Ties: 0 (this period)
2 for 0 oppo pts								1 for 0 oppo pts	
3 for 3 pts								4 for 6 pts	
9/14 for 64.3 %								7/19 for 36.8 %	
5/6 for 83.3 %								0/0 for 0.00 %	
			Turnovers						
			2nd Chances						
			Field Goals						
			Free Throws						

University of Kentucky Basketball - Game Box Score
Elizabethtown Panthers vs. Johnson Central Golden Eagles

Date: 03/17/2000 Time: 21:00 Site: Boys' Sweet16, Rupp Arena-Lexington, KY Attendance: 15,165

Visitors: Johnson Central Golden Eagles															
##	Name	P	FG	3 Pt	FT	PTS	ORB	DRB	TR	PF	AST	TO	BS	ST	MIN
0	Dock Johnson		1/1	0/0	0/0	2	0	1	1	0	0	0	0	0	1:07
4	Dustin Ellis		2/3	2/2	0/0	6	0	0	0	2	1	1	0	0	12:51
5	Marc Shepherd		0/0	0/0	0/0	0	0	0	0	0	0	0	0	0	1:07
10	* Tommy McKenzie		9/19	2/5	0/0	20	3	3	6	5	2	1	0	4	28:45
11	Kyle Jennings		1/1	1/1	0/0	3	0	1	1	0	0	0	0	0	10:05
12	Brett Butcher		0/0	0/0	0/0	0	0	1	1	0	0	1	1	0	17:13
20	* Jimmy Burchett		3/7	1/4	2/2	9	1	1	2	2	0	4	1	0	1:07
21	Adam McKenzie		0/0	0/0	0/0	0	0	0	0	0	0	0	0	0	5:01
24	Adam O'Bryan		0/1	0/1	0/0	0	0	0	0	1	0	3	1	0	24:43
25	* Heath Castle		0/5	0/3	0/0	0	0	0	0	0	0	0	0	0	0:49
32	Chad Carroll		0/0	0/0	0/0	0	0	0	0	0	2	2	0	0	15:19
33	* Marvin Fannin		1/1	0/0	0/0	2	1	1	2	2	1	2	1	3	19:30
40	* Mitchell Coleman		6/12	2/7	1/4	15	1	2	3	3	1	2	1	1	20:25
43	Clinton Hackney		5/10	1/1	0/1	11	3	3	6	4	0	1	0	0	0:51
55	Justin Woods		0/0	0/0	0/0	0	0	0	0	0	0	0	0	0	DNP
	Team						1	2	3						
	Totals		28/60	9/24	3/7	68	11	15	26	19	9	15	2	8	160
	Total FG			1st Half	12/33	36.4%	2nd Half	16/27	59.3%	Game	28/60	46.7%			
	3 PT FG			1st Half	4/11	36.4%	2nd Half	5/13	38.5%	Game	9/24	37.5%			
	Free Throws			1st Half	2/2	100%	2nd Half	1/5	20.0%	Game	3/7	42.9%			

Home: Elizabethtown Panthers															
##	Name	P	FG	3 Pt	FT	PTS	ORB	DRB	TR	PF	AST	TO	BS	ST	MIN
4	Kyle Foster		0/0	0/0	0/0	0	0	0	0	1	1	0	0	0	2:52
5	Chris Robinson		0/1	0/1	0/0	0	0	0	0	0	0	0	0	0	1:25
10	Brett Atcher		0/0	0/0	0/0	0	0	0	0	0	0	0	0	0	DNP
11	Mike Howard		0/0	0/0	0/0	0	0	0	0	0	0	0	0	0	DNP
20	Jashawn Curry		0/0	0/0	0/0	0	0	0	0	0	0	0	0	0	DNP
21	* Jason Johnston		2/3	0/1	5/7	9	0	1	1	2	5	2	0	3	29:08
23	* Chris Williams		8/12	2/3	2/4	20	3	2	5	0	1	2	1	1	30:54
25	* Josh Pedigo		2/5	1/3	4/4	9	0	3	3	2	1	5	0	0	21:34
33	* Antwain Barbour		10/20	0/1	0/0	20	2	0	2	2	1	0	1	1	27:38
34	Mark Richardson		1/3	0/2	0/0	2	0	2	2	0	0	1	0	0	9:25
42	Blake Bramblett		0/1	0/0	2/4	2	2	1	3	2	0	2	0	0	10:59
50	Dwight Rudd		1/1	0/0	0/0	2	0	0	0	0	0	0	0	0	1:07
52	* Nathan Sexton		8/9	0/0	1/3	17	5	9	14	2	1	3	1	0	24:58
	Team						0	4	4						
	Totals		32/55	3/11	14/22	81	12	22	34	11	10	15	3	5	160
	Total FG			1st Half	14/27	51.9%	2nd Half	18/28	64.3%	Game	32/55	58.2%			
	3 PT FG			1st Half	1/4	25.0%	2nd Half	2/7	28.6%	Game	3/11	27.3%			
	Free Throws			1st Half	12/18	66.7%	2nd Half	2/4	50.0%	Game	14/22	63.6%			
	Free Throw Pts			Joh	Eli			Jch	Eli				Joh	Eli	
	Pts off Turnovers			3	14	3Pt Points		27	9	Pts/Possession			0.82	0.96	
	Total Rebounds			11	19	2nd Chance Points		19	17	Pts off Bench			22	6	
	Off Rebound %			26	34	Team Rebounds		3	4	Dead Ball Reb			3	4	
				33.3	44.4	Def Rebound %		55.6	66.7	Total Rebound %			43.3	56.7	
	Technical Fouls			Joh	Eli	None									
	Officials			Eli		None									
				Rob Allen, Jerry Hilpp, Victor Montgomery											

	Qtr 1	Qtr 2	Qtr 3	Qtr 4	OT 1	OT 2	OT 3	OT 4	Total
Johnson Central Golden Eagles	16	14	20	18	0	0	0	0	68
Elizabethtown Panthers	24	17	25	15	0	0	0	0	81